

Proceeding AIP 2023

by Adam Malik

Submission date: 08-Apr-2023 05:25PM (UTC+0700)

Submission ID: 2058959185

File name: Proceeding_AIP_2023.pdf (980.11K)

Word count: 3009

Character count: 16332

6
The application of higher order thinking laboratory (HOT Lab) in momentum concept using PhET simulation

Cite as: AIP Conference Proceedings **2572**, 030007 (2023); <https://doi.org/10.1063/5.0118433>
Published Online: 12 March 2023

Adam Malik, Yudi Dirgantara and Sya'iidah Muntahaa Karmini



View Online



Export Citation

ARTICLES YOU MAY BE INTERESTED IN

An exploration of technological pedagogical and content knowledge biology and science teacher

AIP Conference Proceedings **2572**, 020007 (2023); <https://doi.org/10.1063/5.0118521>

The development of higher-order thinking skills (HOTS) assessment instrument in chemistry using socioscientific issues context: A preliminary trial

AIP Conference Proceedings **2572**, 030009 (2023); <https://doi.org/10.1063/5.0118624>

Preface: Education of Science, Technology, Engineering, and Mathematics International Conference (ESTEMIC) 2021

AIP Conference Proceedings **2572**, 010001 (2023); <https://doi.org/10.1063/12.0013594>

Time to get excited.
Lock-in Amplifiers - from DC to 8.5 GHz

Find out more

Zurich
Instruments

The Application of Higher Order Thinking Laboratory (HOT Lab) in Momentum Concept Using PhET Simulation

Adam Malik^{a)}, Yudi Dirgantara^{b)} and Sya'iidah Muntahaa Karmini^{c)}

Department of Physics Education, Faculty of Tarbiyah and Teacher Training, UIN Sunan Gunung Djati Bandung, Soekarno Hatta Street, Cimincrang Village, Gedebage District, Bandung City 40292, West Java, Indonesia

^{a)} Corresponding author: adammalik@uinsgd.ac.id

^{b)} yudidirgantara@uinsgd.ac.id

^{c)} syaiidah26@gmail.com

Abstract. Laboratory activities using the HOT Lab model can become a place to train students in increasing knowledge and higher-order thinking skills. This study aims to analyze the change in velocity before and after the collision and the effect of velocity on the amount of momentum. The method used in this research is experiment and library study. The results show that the change in velocity before and after the collision depends on the elastic coefficient. For perfect resilience with an elastic coefficient of 1, the velocity values before and after the collision are constant (0.50 m/s and 0.35 m/s). The partial resilience after the collision was reduced to 0.14 m/s and 0.29 m/s, and for the non-resilient speed of the two objects after the collision, the value was the same, namely 0.08 m/s. Thus, the relationship between velocity and momentum itself is directly proportional, so the greater the velocity of the object, the greater the momentum.

INTRODUCTION

Education is something dynamic that demands improvement from time to time. Learning carried out in schools is not only emphasized on mastery of the material, but also must be emphasized on developing aspects of skills. One way to empower students to increase their knowledge and skills in the field of science is by providing laboratory activities¹. Through laboratory activities students can be trained in several skills such as observing, clarifying, measuring, communicating, interpreting data, and making conclusions². Can solve the problem of abstract physics concepts³. Laboratory activities can also be an excellent environment for active learning, placing students at the center of learning⁴ and being able to provide opportunities for productive and cooperative interactions between students and teachers⁵.

The growing number of covid-19 cases⁶ makes learning only possible remotely through online media⁷. One of the learning innovations is the use of computer-based media⁸. Computer-based experimental activities through virtual laboratories can be chosen to visualize physics concepts to be easily understood by students⁹.

A virtual laboratory is a computer program that is used to carry out practical work using a set of simulations¹⁰. Virtual laboratories can be used when the tools needed for real practicums are too expensive, unsafe, and unavailable¹¹. With the virtual laboratory, students are more flexible independently and in groups to do practicals¹². Learning using Virtual Laboratory has several advantages, namely: increasing students' mastery of concepts, improving creative thinking skills and scientific problem solving; develop skills in the field of ICT without neglecting knowledge of the laboratory¹³. However, the virtual laboratory should only be used as an addition to the real laboratory¹⁴. The disadvantage of using a virtual laboratory is that students cannot develop practical skills, such as the use of measuring instruments and measuring physical quantities¹⁵. One of the virtual laboratory equipment that is often used is the PhET (Physics Education and Technology)¹⁶.

PhET is an application open source for science learning¹⁷, featuring natural phenomena and equipped with simple experiments that can help in understanding concepts¹⁸. The simulation can be accessed free of charge on the website

<http://phet.colorado.edu>¹⁹. Can be operated using various computer operating systems that are easy to run²⁰. Learning physics with the help of PhET is actively used, because it does not require much time in its implementation²¹.

The practical model has been developed by experts. In the process of training and developing higher-order thinking skills, the model is used Laboratory Higher Order Thinking (HOT Lab)²². The HOT lab framework was developed by combining the models Creative Problem Solving (CPS) and Problem-Solving Laboratory (PSL)²³. From the combination of these two models, the steps of the HOT Lab consist of five general processes: 1) understanding the challenges, 2) generating ideas, 3) preparing practical activities, 4) carrying out practical activities, and 5) communicating and evaluating the results of activities²⁴. For this reason, this hot-lab model is used in the momentum material practicum.

The momentum of an object is defined as the product of its mass and its velocity²⁵.

$$p = m\vec{v}$$

Sustainability momentum in the system described by the following equation:

$$m_A \vec{v}_A + m_B \vec{v}_B = m_A \vec{v}'_A + m_B \vec{v}'_B$$

wherein "Momentum before collision = momentum after the collision"²⁶.

Based on the explanation above, the purpose of this research is to analyze the change in velocity before and after the collision and the effect of velocity on the magnitude of the momentum.

METHOD

The method used in this research is an experimental method and library research. The research flow can be seen in figure 1.

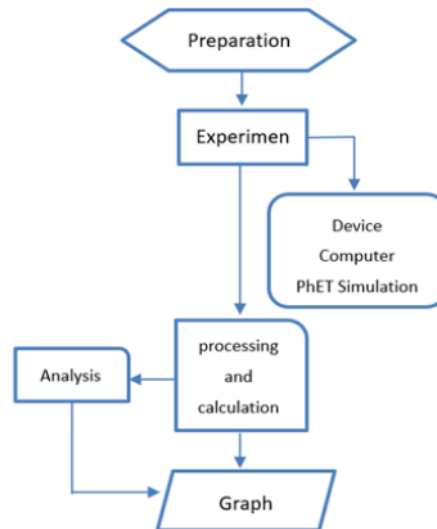


FIGURE 1. Research Flow

Experiment was carried out through a practicum virtual lab using the phet application with the following steps; Prepare the equipment that will be used for lab such as laptops and simulation Phet "collision lab"; Opening simulation Phet "collision lab" using firefox or google chrome by typing the keyword "Phet Colo²⁰", then click on the existing page comes out early. After the page opens, click "Physics" and select collision lab. PhET simulation can be seen in figure 2.

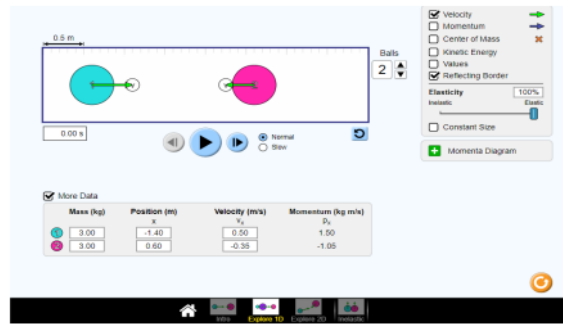


FIGURE 2. PhET Simulation

The first experimental stage is to determine the mass and velocity of the two objects with the elasticity of 100% (perfectly elastic), then measure the speed of the object after experiencing the collision and record it on the observation table, finally repeating the experiment 20 times. After that repeat the initial steps to the end with a large elasticity of 50% (partially elastic) and 0% (not elastic). In the second experiment: determine the magnitude of the two objects' masses and their speed, mass as a fixed variable and velocity as an independent variable, then take 6 data with each data repeated 20 times.

The data obtained from the experiment was processed and analyzed quantitatively and then made tables and graphs. Finally, do library research from various reading sources in the form of journals, articles, and other reading sources which will then be compared to get comprehensive results.

RESULT AND DISCUSSION

33 The first experiment used two objects with the same mass ($m_1 = m_2 = 3 \text{ kg}$), but different velocities ($v_1 = 0.50 \text{ m/s}$ and $v_2 = -0.35 \text{ m/s}$). The data taken is the magnitude of the momentum of the two objects before and after the collision, for the elasticity is 100%. (perfectly elastic), 50% (partially elastic) and 0% (not elastic).

TABLE 1. Type of Collision

Collision type	Elasticit	v_1	v_2	v_1'	v_2'
	y (%)	(m/s)	(m/s)	(m/s)	(m/s)
Perfectly elastic	100	0.50	0.35	0.35	0.50
Partially elastic	50	0.50	0.35	0.14	0.29
Not elastic	0	0.50	0.35	0.08	0.08

Table 1 shows that the velocity of the object after the collision from the treatment of the three types of collision is different. In a perfectly elastic type with an elastic coefficient of 1, the value of the object's velocity before and after the collision does not change, therefore the momentum before the collision will be 18 same as after the collision, and in this case there is no loss of energy, then the perfectly elastic collision applies the law of conservation of kinetic energy and the law of conservation of momentum. For partially elastic with an elastic value of 0.5, it can be seen in the table that there is a change in the velocity of the object before and after the collision, where the velocity v_{11} of the object after the collision has decreased to 0.14 m/s and 0.29 m/s, this is because there is energy The lost kinetic energy is converted into other forms of energy, such as heat energy, sound energy or potential energy. For collision is not elastic with the elastic value of 0 shows that the speed of the two objects equal $v_1' = v_2' = 0.08 \text{ m/s}$. The two objects after the collision will approach each other and move together.

The second experiment through experiments with the mass variable was made the sam 32 or each experiment, namely 3 kg and for speed the independent variable was made. Data velocity and momentum can be seen in table 2.

TABLE 2. Data Velocity and Momentum

No	Velocity (m/s)	Momentum (kg m/s)
1	0.25	0.75
2	1.00	3.00
3	1.25	3.75
4	1.50	4.50
5	1.80	5.40
6	2.50	7.50

Based on the measurement results of the relationship between velocity and momentum shown in figure 3

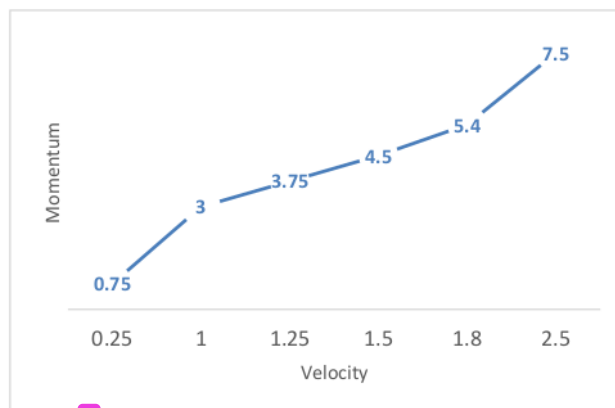


FIGURE 3. The relationship between velocity (v) and momentum (p)

Based on figure 3, we get a graph in the form of a line that is increasing, where the greater the velocity of the object, the greater the momentum. Thus, velocity is directly proportional to momentum.

Virtual experiments are effective as supporting students to do a practical. PhET provides simulations that follow scientific concepts and follow facts in life. Learning becomes more meaningful, especially in physics concepts that cannot be presented and observed directly in everyday life. PhET simulation-assisted learning be used as a 21st century learning application, it affects student learning independence, student activity increases during learning and students are more active in seeking knowledge. Virtual experiments in the PhET application provide an easy solution to the problem of collisions that exist in momentum and impulse materials, namely providing simulations of the differences between three types of collisions, perfectly elastic collisions, partially elastic collisions and completely inelastic collisions.

The drawback in this study is that there is no treatment in which the mass is made an independent variable and the object moves in any direction. In future research, it is expected to be able to conduct experiments with varied treatments, in order to provide broader learning.

CONCLUSION

In this study, it was concluded that the change in velocity before and after the collision depends on the elastic coefficient, where for perfect elasticity which has an elastic coefficient of 1, the velocity value of the two objects before and after the collision is fixed, for partially elastic which has an elastic coefficient of 0.5 the velocity decreases after experiencing a collision, and is inelastic which has an elastic coefficient of 0 the velocity of the two objects after the collision will be the same value. The relationship between velocity and momentum itself is directly proportional, where the greater the velocity of the object, the greater the momentum.

REFERENCES

1. F. P. Rakhmonkulov and S. A. Usarov, "Organization of practical and laboratory activities in the educational process", *European Journal of Research and Reflection in Educational Sciences* **7**, 12 (2019).
2. G. Gunawan, A. Harjono, H. Sahidu, and L. Herayanti, "Virtual laboratory to improve students' problem-solving skills on electricity concept", *Jurnal Pendidikan IPA Indonesia* **6**, 257-264 (2017).
3. M. Reddy and B. Panacharoensawad, "Students Problem-Solving Difficulties and Implications in Physics: An Empirical Study on Influencing Factors" *Journal of Education and Practice* **8**, 14, 59-62 (2017).
4. R. M. Ali, I. Wahyuningsih, P. Prayudha, M. I. Sanjani, D. Hastuti, M. K. Biddinika and M. Aziz, "Introducing active learning component for improving laboratory management of biology and chemistry teachers", In *Journal of Physics: Conference Series* **1318**, 012100 (2019).
5. M. Karpudewan and C. K. Meng, "The effects of classroom learning environment and laboratory learning environment on the attitude towards learning science in the 21st-century science lessons", *Malaysian Journal of Learning and Instruction* **1**, 25-45 (2017).
6. A. Tahamtan and A.Ardebili, "Real-time RT-PCR in COVID-19 detection: issues affecting the results", *Expert review of molecular diagnostics* **20**, 453-454 (2020).
7. S. Dhawan, "Online learning: A panacea in the time of COVID-19 crisis", *Journal of Educational Technology Systems* **49**, 5-22 (2020).
8. I. N. Marani, A. Subarkah and A. Wijayanto, "The use of computer mediated communication (cmc) In distance learning during covid-19 pandemic: pros and cons", *The International Journal of Indian Psychology*, **1**, 2348-5396 (2020).
9. G. Gunawan, N. Nisrina, N. M. Y. Suranti, L. Herayati and R. Rahmatilah, "Virtual laboratory to improve students' conceptual understanding in physics learning", *Journal of Physics: Conference Series*. IOP Publishing, **1108**, 1, 012049 (2018).
10. A. Ranjan, "Effect of virtual laboratory on students' conceptual achievement in physics", *International Journal of Technical Research & Science* **2**, 15-21 (2017).
11. B. Bortnik, N. Stozhko, I. Pervukhina, A. Tchernysheva and G. Belysheva, "Effect of virtual analytical chemistry laboratory on enhancing student research skills and practices", *Research in Learning Technology*, **25** (2017).
12. R. M. Brockman., J. M Taylor, , L. W. Segar, V. Selke, and T.A. Taylor," Student perceptions of online and in-person microbiology laboratory experiences in undergraduate medical education", *Medical education online* **25**, 1710324 (2020)
13. H. Hermansyah, G. Gunawan, and L.Herayanti, "Pengaruh penggunaan laboratorium virtual terhadap penguasaan konsep dan kemampuan berpikir kreatif siswa pada materi getaran dan gelombang", *Jurnal Pendidikan Fisika dan Teknologi* **1**, 97-102 (2017)
14. N. R. Herga, B. Cargan and D. Dinevski, "Virtual laboratory in the role of dynamic visualisation for better understanding of chemistry in primary school", *Eurasia Journal of Mathematics, Science and Technology Education* **12**, 593-608 (2016).
15. Y. Daineko, V. Dmitriyev, and M. Ipalakova, "Using virtual laboratories in teaching natural sciences: An example of physics courses in university", *Computer Applications in Engineering Education* **25**, 39-47 (2017).
16. R. Haryadi and H. Pujiastuti, "PhET simulation software-based learning to improve science process skills", *Journal of Physics: Conference Series*. IOP Publishing **1521**, 022017 (2020).
17. I. S. Budiarti and A. Lumbu, "The use of phet simulation on physics chapter wave and vibration in 3t region", *Jurnal Penelitian dan Pengabdian Kepada Masyarakat UNSIQ* **8**, 328-337 (2021).
18. E. Prima, A. R. Putri, and N. Rustaman, "Learning solar system using PhET simulation to improve students' understanding and motivation", *Journal of Science Learning* **1**, 60-70 (2018).
19. E. Yulianti, N. N. Zhafrah, and N. Hidayat, "Exploring guided inquiry learning with phet simulation to train junior high school students think critically", *Berkala Ilmiah Pendidikan Fisika* **9**, 96-104 (2021).
20. S. Mahtari, M. Wati, S. Hartini, M. Misbah and D. Dewantara, "The effectiveness of the student worksheet with PhET simulation used scaffolding question prompt", *Journal of Physics: Conference Series*. IOP Publishing **1422**, 1, 012010 (2020).
21. I. F. Alfiyanti and B. Jatmiko, "The effectiveness of predict observe explain (poe) model with phet to improve critical thinking skills of senior high school students", *Studies in Learning and Teaching* **1**, 76-85 (2020).

22. S. Sapiradil, A. Setiawan, A. Suhandi, A. Malik, D. Safitri, S. A. A. Lisdiani, and N. Hermita, "Effect of higher order thinking virtual laboratory (hotvl) in electric circuit on students' creative thinking skills", *Journal of Physics: Conference Series*. IOP Publishing **1204**, 012025 (2019).
23. S. A. S. Lisdiani, A. Setiawan, A. Suhandi, A. Malik and D. Safitri, "The implementation of hot lab activity to improve students critical thinking skills", *Journal of Physics: Conference Series*. IOP Publishing, **1204**, 012033 (2019).
24. A. Malik, A. Setiawan, A. Suhandi, A. Permanasari and S. Sulasman, "HOT lab-based practicum guide for pre-service physics teachers", *IOP Conference Series: Materials Science and Engineering*. IOP Publishing **288**, 012027 (2018).
25. P. Kristanto, "Fisika Dasar, Teori, Soal, dan Penyelesaian", CV Andi Offset, Yogyakarta (2020).
26. D. C. Giancoli, "Fisika Edisi Kelima Jilid 1", Erlangga, Jakarta (2001).
27. K. A. Gamage, D. I. Wijesuriya, S. Y. Ekanayake, A. E. Rennie, C. G. Lambert and N. Gunawardhana, "Online delivery of teaching and laboratory practices: continuity of university programmes during COVID-19 pandemic", *Education Sciences* **10**, 291 (2020).
28. Z. Hidayatullah, I. Wilujeng, and A. Munawaroh, "Analysis of Critical Thinking Skill Through Conceptual Change Model Learning Assisted with PhET Simulation", In 7th International Conference on Research, Implementation, and Education of Mathematics and Sciences. Atlantis Press. 627-632 (2020).
29. R. Adimayuda, L. Sari, A. Ismail, I. F. Amalia, S. Gumilar, and A. Samsudin, "Assessing two-dimensional collisions second-years students using PhET simulations on momentum and impulse concept", *Journal of Physics: Conference Series*. IOP Publishing **1869**, 012204 (2021).
30. E. N. Rahmawati and D. P. Astuti, "Development of e-handout assisted by PhET simulation with problem based learning (PBL) model about momentum conservation law and collision to train students' conceptual understanding", *Journal of Physics: Conference Series*, IOP Publishing **1440**, 012048 (2020).
31. E. Eveline, I. Wilujeng and H. Kuswanto, "The effect of scaffolding approach assisted by PhET simulation on students' conceptual understanding and students' learning independence in physics", *Journal of Physics: Conference Series*. IOP Publishing **1233**, 012036 (2019).

Proceeding AIP 2023

ORIGINALITY REPORT

24%

SIMILARITY INDEX

15%

INTERNET SOURCES

19%

PUBLICATIONS

2%

STUDENT PAPERS

PRIMARY SOURCES

- 1 Sri Rahayu, Ervita Eka Rosawati. "The development of higher-order thinking skills (HOTS) assessment instrument in chemistry using socioscientific issues context: A preliminary trial", AIP Publishing, 2023
Publication 2%
- 2 A Malik, N F Utami, M F Rizaldi, S Sarah, S Nursetia, T Mauli, C Rochman, D Mulhayatiah. "Development of an Atwood aircraft practicum tool based on automatic timers to explain Newton's second law", Journal of Physics: Conference Series, 2021
Publication 2%
- 3 Dina Rahmawati, Nining Riyanti, Samlan H. Ahmad, Mohammad Zulizar et al. "The effectiveness entrepreneurship project for Kognitive abilities students in waste treatment", AIP Publishing, 2023
Publication 2%
- 4 A Malik, A Setiawan, A Suhandi, A Permanasari, A Samsudin, Y Dirgantara, H Y 2%

Suhendi, I M Sari, N Hermita. "The development of higher order thinking laboratory (hotlab) model related to heat transfer topic", Journal of Physics: Conference Series, 2019

Publication

5

"Preface: Education of Science, Technology, Engineering, and Mathematics International Conference (ESTEMIC) 2021", AIP Publishing, 2023

Publication

1 %

6

www.atlantis-press.com

Internet Source

1 %

7

china.iopscience.iop.org

Internet Source

1 %

8

Siti Ashri Sahidah Lisdiani, Agus Setiawan, Andi Suhandi, Adam Malik, Sapriadi, Dian Safitri. "The Implementation of HOT Lab Activity to Improve Students Critical Thinking Skills", Journal of Physics: Conference Series, 2019

Publication

1 %

9

Submitted to Universitas Muhammadiyah Surakarta

Student Paper

1 %

10

Submitted to Universitas Negeri Surabaya The State University of Surabaya

Student Paper

1 %

11	ca.answers.yahoo.com Internet Source	1 %
12	journal.unnes.ac.id Internet Source	1 %
13	proceeding.unnes.ac.id Internet Source	1 %
14	"Particle Dynamics: The Principle of Newton's Second Law", Fundamentals of Multibody Dynamics, 2006 Publication	1 %
15	iopscience.iop.org Internet Source	1 %
16	journal.unesa.ac.id Internet Source	1 %
17	ppjp.ulm.ac.id Internet Source	1 %
18	A Malik, R Zakwandi, S Nurfalah, N Nurhayati, C Rochman, D Nasrudin. "Measuring the coefficient of emissivity using thermal radiation equipment SNR V-1.4 SL", IOP Conference Series: Materials Science and Engineering, 2018 Publication	1 %
19	C. Hidayat, Y. S. Rachmawati, D. N. Fatimah, C. Setiawan. "Application organic matter and	1 %

AMF in sweet corn (*Zea mays saccharata*)
cultivation on post-mine sandpits soil", AIP
Publishing, 2022

Publication

20

Faiz Hasyim, Tjipto Prastowo, Budi Jatmiko.
"The Use of Android-Based PhET Simulation
as an Effort to Improve Students' Critical
Thinking Skills during the Covid-19 Pandemic",
International Journal of Interactive Mobile
Technologies (ijIM), 2020

Publication

1 %

21

media.neliti.com

Internet Source

<1 %

22

www.coursehero.com

Internet Source

<1 %

23

G Gunawan, N M Y Suranti, N Nisrina, L
Herayanti, R Rahmatiah. "The effect of virtual
lab and gender toward students' creativity of
physics in senior high school", Journal of
Physics: Conference Series, 2018

Publication

<1 %

24

S Mahtari, M Wati, S Hartini, M Misbah, D
Dewantara. "The effectiveness of the student
worksheet with PhET simulation used
scaffolding question prompt", Journal of
Physics: Conference Series, 2020

Publication

<1 %

25 **Vongai Mpofo, Christopher Mutseekwa.** **"Online STEM teaching of practical chemistry: Challenges and possibilities", Elsevier BV, 2022** **<1 %**
Publication

26 **ieomsociety.org** **<1 %**
Internet Source

27 **Erlin Eveline, Jumadi, Insih Wilujeng, Heru Kuswanto.** **"The Effect of Scaffolding Approach Assisted by PhET Simulation on Students' Conceptual Understanding and Students' Learning Independence in Physics", Journal of Physics: Conference Series, 2019** **<1 %**
Publication

28 **Fauzi Bakri, Handjoko Permana, Suci Wulandari, Dewi Mulyati.** **"Student worksheet with AR videos: Physics learning media in laboratory for senior high school students", Journal of Technology and Science Education, 2020** **<1 %**
Publication

29 **e-journal.uum.edu.my** **<1 %**
Internet Source

30 **expert.taylors.edu.my** **<1 %**
Internet Source

31 **journal.iitta.gov.ua** **<1 %**
Internet Source

32

jurnal.uin-antasari.ac.id

Internet Source

<1 %

33

moam.info

Internet Source

<1 %

34

W Setya, R D Agustina, R P Putra, S Prihatini, R Hidayatulloh, P S Isnaeni, A Malik.

"Implementation of higher order thinking laboratory (HOTLAB) on magnetic field with real blended virtual laboratory to improve students critical thinking skills", Journal of Physics: Conference Series, 2021

Publication

<1 %

Exclude quotes Off

Exclude matches Off

Exclude bibliography On