

DAFTAR ISI

COVER

LEMBAR PENGESAHAN

LEMBAR PERSEMBAHAN

MOTTO

RIWAYAT HIDUP

KATA PENGANTAR.....Error! Bookmark not defined.

ABSTRAKError! Bookmark not defined.

ABSTRACTError! Bookmark not defined.

DAFTAR ISI.....i

DAFTAR GAMBAR.....vi

DAFTAR TABEL 19

BAB I PENDAHULUAN..... 1

1.1 Latar Belakang Masalah..... 1

1.2 Rumusan MasalahError! Bookmark not defined.

1.3 Batasan Masalah.....Error! Bookmark not defined.

1.4 Metodologi PenelitianError! Bookmark not defined.

1.5 Tujuan Penelitian.....Error! Bookmark not defined.

1.6 Manfaat Penelitian.....Error! Bookmark not defined.

1.7 Sistematika Penulisan.....Error! Bookmark not defined.

BAB II STUDI PUSTAKAError! Bookmark not defined.

2.1 Tinjauan PustakaError! Bookmark not defined.

2.1.1 *State of The Art*Error! Bookmark not defined.

2.1.2 Kerangka Pemikiran.....Error! Bookmark not defined.

2.2 Strategi Penjualan.....Error! Bookmark not defined.

2.3 Aplikasi *Mobile*Error! Bookmark not defined.

2.4 *Android*.....Error! Bookmark not defined.

2.5 *Android SDK*Error! Bookmark not defined.

| | | |
|--------|--|-------------------------------------|
| 2.6 | <i>Arsitektur Android</i> | Error! Bookmark not defined. |
| 2.7 | <i>Komponen Aplikasi Android</i> | Error! Bookmark not defined. |
| 2.8 | <i>Eclipse</i> | Error! Bookmark not defined. |
| 2.9 | <i>Java</i> | Error! Bookmark not defined. |
| 2.10 | <i>JSON</i> | Error! Bookmark not defined. |
| 2.11 | <i>PHP</i> | Error! Bookmark not defined. |
| 2.12 | <i>Database MySQL</i> | Error! Bookmark not defined. |
| 2.13 | <i>RUP</i> | Error! Bookmark not defined. |
| 2.14 | <i>UML</i> | Error! Bookmark not defined. |
| 2.14.1 | <i>Use Case Diagram</i> | Error! Bookmark not defined. |
| 2.14.2 | <i>Class Diagram</i> | Error! Bookmark not defined. |
| 2.14.3 | <i>Package dan Object</i> | Error! Bookmark not defined. |
| 2.14.4 | <i>Sequence Diagram</i> | Error! Bookmark not defined. |
| 2.14.5 | <i>Activity Diagram</i> | Error! Bookmark not defined. |
| 2.14.6 | <i>Component Diagram dan Deployment Diagram</i> | Error! Bookmark not defined. |
| 2.15 | <i>Teknik Pengujian</i> | Error! Bookmark not defined. |
| 2.15.1 | <i>Black Box Testing</i> | Error! Bookmark not defined. |
| 2.16 | <i>Decision Support System</i> | Error! Bookmark not defined. |
| 2.17 | <i>K-Nearest Neighbor Algorithm</i> | Error! Bookmark not defined. |
| 2.18 | <i>Simple Multi Attribute Rating Technique Algorithm</i> | Error! Bookmark not defined. |

BAB III PERANCANGAN SISTEM.....**Error! Bookmark not defined.**

| | | |
|-------|---|-------------------------------------|
| 3.1 | <i>Inception (Permulaan)</i> | Error! Bookmark not defined. |
| 3.1.1 | <i>Business Modeling Workflow</i> | Error! Bookmark not defined. |
| 3.1.2 | <i>Analisis Masalah</i> | Error! Bookmark not defined. |
| 3.1.3 | <i>Analisis Pemecahan Masalah (Requirements Workflow)</i> | Error! Bookmark not defined. |
| 3.1.4 | <i>Elaboration (Perluasan/Perencanaan)</i> | Error! Bookmark not defined. |
| 3.1.5 | <i>Analysis and Design Workflow</i> | Error! Bookmark not defined. |
| 3.1.6 | <i>Flowchart Perbandingan Algoritma</i> ... | Error! Bookmark not defined. |

- 3.1.7 *Analysis and Design Workflow (Functional Requirements)***Error! Bookmark not defined.**
- 3.1.8 *Analysis and Design Workflow (Non-Functional Requirements)*
Error! Bookmark not defined.
- 3.2 Tahap Perancangan**Error! Bookmark not defined.**
- 3.2.1 Arsitektur Sistem Pendukung Keputusan **Error! Bookmark not defined.**
- 3.2.2 *Design Model* dengan Pemodelan *UML (Unified Modeling Language)***Error! Bookmark not defined.**
- 3.2.3 Perancangan Basis Data**Error! Bookmark not defined.**
- 3.3 Rancangan Tampilan Antarmuka Aplikasi **Error! Bookmark not defined.**
- 3.3.1 *Form* Halaman Utama (*Front End*)**Error! Bookmark not defined.**
- 3.3.2 *Form* Halaman Menu (*Front End*).....**Error! Bookmark not defined.**
- 3.3.3 *Form* Halaman Menu Profil (*Front End*)..... **Error! Bookmark not defined.**
- 3.3.4 *Form* Halaman Menu Data Training (*Front End*) ... **Error! Bookmark not defined.**
- 3.3.5 *Form* Halaman Menu Data Testing (*Front End*)**Error! Bookmark not defined.**
- 3.3.6 *Form* Halaman Menu Kesimpulan.....**Error! Bookmark not defined.**
- 3.3.7 *Form* Halaman Utama (*Back End*).....**Error! Bookmark not defined.**
- 3.3.8 *Form* Halaman Home (*Back End*)**Error! Bookmark not defined.**
- 3.3.9 *Form* Halaman Input Data Admin (*Back End*) . **Error! Bookmark not defined.**
- 3.3.10 *Form* Halaman List Data Admin (*Back End*) ... **Error! Bookmark not defined.**
- 3.3.11 *Form* Halaman Input Data Transaksi (*Back End*)....**Error! Bookmark not defined.**
- 3.3.12 *Form* Halaman List Data Transaksi (*Back End*)**Error! Bookmark not defined.**
- 3.3.13 *Form* Halaman Input Data Profil (*Back End*) ... **Error! Bookmark not defined.**
- 3.3.14 *Form* Halaman List Data Profil (*Back End*) **Error! Bookmark not defined.**

3.3.15 *Form* Halaman List Data Kriteria (*Back End*).. **Error! Bookmark not defined.**

3.3.16 *Form* Halaman List Data Training (*Back End*). **Error! Bookmark not defined.**

3.3.17 *Form* Halaman List Data Hasil KNN (*Back End*) ... **Error! Bookmark not defined.**

3.3.18 *Form* Halaman List Data Hasil SMART (*Back End*) **Error! Bookmark not defined.**

3.3.19 *Form* Halaman Grafik Perbandingan Metode (*Back End*)..... **Error! Bookmark not defined.**

BAB IV IMPLEMENTASI SISTEMError! Bookmark not defined.

4.1 *Construction* (Konstruksi)..... **Error! Bookmark not defined.**

4.1.1 *Implementation Workflow* **Error! Bookmark not defined.**

4.1.2 Implementasi Hasil Pengelompokkan Data Penjualan dengan KNN **Error! Bookmark not defined.**

4.1.3 Implementasi Hasil Pengelompokkan Data Penjualan dengan SMART **Error! Bookmark not defined.**

4.1.4 Hasil Grafik Kedua Algoritma..... **Error! Bookmark not defined.**

4.2 Implementasi *Interface* Aplikasi (*back-end*)..... **Error! Bookmark not defined.**

4.2.1 Halaman Utama **Error! Bookmark not defined.**

4.2.2 Halaman Kelola Data “Input Data Admin” **Error! Bookmark not defined.**

4.2.3 Halaman Kelola Data “List Data Admin” **Error! Bookmark not defined.**

4.2.4 Halaman Kelola Data “Input Data Transaksi” .. **Error! Bookmark not defined.**

4.2.5 Halaman Kelola Data “List Data Transaksi” **Error! Bookmark not defined.**

4.2.6 Halaman Kelola Data “Input Data Profil” **Error! Bookmark not defined.**

4.2.7 Halaman Kelola Data “List Data Profil” **Error! Bookmark not defined.**

| | | |
|----------------------------|--|-------------------------------------|
| 4.2.8 | Halaman Kelola Metode “List Data Kriteria”... | Error! Bookmark not defined. |
| 4.2.9 | Halaman Kelola Metode “List Data Training” . | Error! Bookmark not defined. |
| 4.2.10 | Halaman Kelola Metode “List Data Hasil KNN” | Error! Bookmark not defined. |
| 4.2.11 | Halaman Kelola Metode “List Data Hasil SMART” | Error! Bookmark not defined. |
| 4.2.12 | Halaman Login dan Logout | Error! Bookmark not defined. |
| 4.2.13 | Halaman Grafik Perbandingan..... | Error! Bookmark not defined. |
| 4.3 | Implementasi <i>Interface</i> Aplikasi (<i>front-end</i>)..... | Error! Bookmark not defined. |
| 4.3.1 | Halaman <i>SplashScreen</i> | Error! Bookmark not defined. |
| 4.3.2 | Halaman Menu Utama | Error! Bookmark not defined. |
| 4.3.3 | Halaman Profil | Error! Bookmark not defined. |
| 4.3.4 | Halaman Data Training..... | Error! Bookmark not defined. |
| 4.3.5 | Halaman Data Testing..... | Error! Bookmark not defined. |
| 4.3.6 | Halaman Kesimpulan..... | Error! Bookmark not defined. |
| 4.4 | Pengujian pada <i>Interface</i> (Test Workflow) | Error! Bookmark not defined. |
| 4.4.1 | Pengujian pada <i>Interface</i> (<i>back-end</i>) .. | Error! Bookmark not defined. |
| 4.4.2 | Pengujian pada <i>Interface</i> (<i>front-end</i>) .. | Error! Bookmark not defined. |
| 4.5 | <i>Transition</i> (Transisi)..... | Error! Bookmark not defined. |
| BAB V PENUTUP | | Error! Bookmark not defined. |
| 5.1 | Kesimpulan..... | Error! Bookmark not defined. |
| 5.2 | Saran..... | Error! Bookmark not defined. |
| LAMPIRAPN | | |

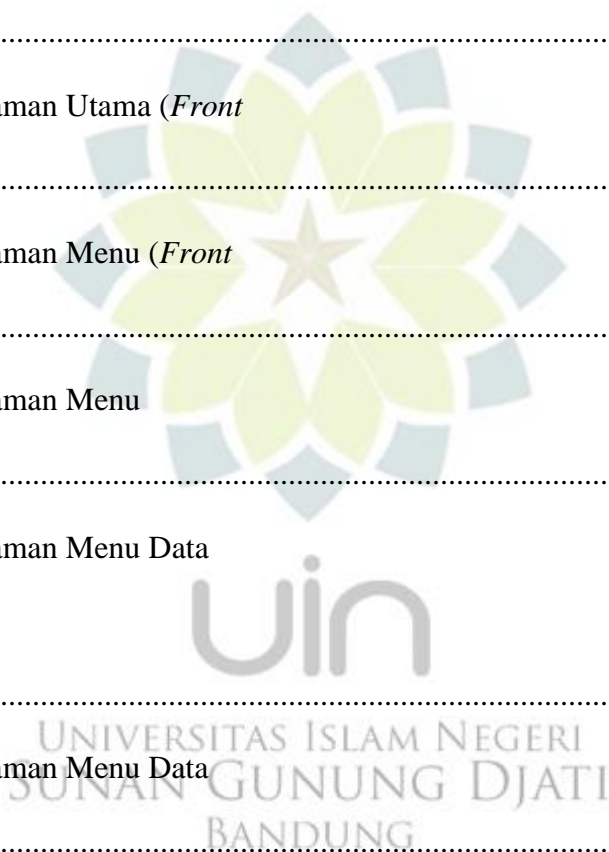
DAFTAR GAMBAR

| | |
|---|-----|
| Gambar 1.1 Arsitektur <i>Rational Unified Process</i> | 6 |
| Gambar 2.1 Kerangka Pemikiran | 21 |
| Gambar 2.2 Arsitektur <i>Android</i> | 25 |
| Gambar 3.1 <i>Flowchart</i> Alur <i>KNN</i> | 56 |
| Gambar 3.2 <i>Flowchart</i> Alur <i>SMART</i> | 57 |
| Gambar 3.3 <i>Flowchart</i> Perbandingan Kedua Algoritma | 120 |
| Gambar 3.4 Arsitektur Sistem Pendukung Keputusan Penentu Strategi Penjualan | 125 |

| | |
|--|-----|
| Gambar 3.5 <i>Use Case Diagram</i> | |
| Sistem | 126 |
| Gambar 3.6 <i>Class Diagram Sistem Front</i> | |
| End | 135 |
| Gambar 3.7 <i>Class Diagram Sistem Back</i> | |
| End | 135 |
| Gambar 3.8 <i>Activity Diagram Sistem</i> | |
| BackEnd | |
| | 136 |
| Gambar 3.9 <i>Activity Diagram Sistem</i> | |
| FrontEnd | |
| | 137 |
| Gambar 3.10 <i>Activity Diagram Melihat Data</i> | |
| Training | |
| | 137 |
| Gambar 3.11 <i>Activity Diagram</i> | |
| KNN .. | 138 |
| Gambar 3.12 <i>Activity Diagram</i> | |
| SMART | |
| | 138 |
| Gambar 3.13 <i>Activity Diagram Grafik</i> | |
| Perbandingan | |
| | 139 |

| | |
|--|-----|
| Gambar 3.14 <i>Activity Diagram</i> | |
| Login | 139 |
| Gambar 3.15 <i>Activity Diagram</i> Kelola | |
| Data | 140 |
| Gambar 3.16 <i>Sequence Diagram</i> Melihat | |
| Profil | 141 |
| Gambar 3.17 <i>Sequence Diagram</i> Melihat Data | |
| <i>Training</i> | |
| | 141 |
| Gambar 3.18 <i>Sequence Diagram</i> Menginput Data | |
| <i>Testing</i> | 142 |
| Gambar 3.19 <i>Sequence Diagram</i> Melihat Hasil | |
| <i>KNN</i> | 142 |
| Gambar 3.20 <i>Sequence Diagram</i> Melihat Hasil | |
| <i>SMART</i> | |
| | 143 |
| Gambar 3.21 <i>Sequence Diagram</i> Melihat | |
| Grafik | 143 |
| Gambar 3.22 <i>Sequence Diagram</i> | |
| Login | 144 |
| Gambar 3.23 <i>Sequence Diagram</i> Kelola | |
| Data | 144 |
| Gambar 3.24 <i>Component Diagram</i> | |
| Sistem | 145 |

| | |
|--|-----|
| Gambar 3.25 <i>Deployment Diagram</i> | |
| Sistem | 145 |
| Gambar 3.26 <i>ERD</i> | |
| Sistem | 146 |
| Gambar 3.27 Skema | |
| Diagram | |
| | 147 |
| Gambar 3.28 Halaman Utama (<i>Front</i> | |
| <i>End</i>)... .. | 155 |
| Gambar 3.29 Halaman Menu (<i>Front</i> | |
| <i>End</i>)... .. | 156 |
| Gambar 3.30 Halaman Menu | |
| Profil | 157 |
| Gambar 3.31 Halaman Menu Data | |
| Training | |
| | 157 |
| Gambar 3.32 Halaman Menu Data | |
| Testing..... | 158 |
| Gambar 3.33 Halaman Menu | |
| Kesimpulan | |
| | 159 |
| Gambar 3.34 Halaman Login (<i>Back</i> | |
| <i>End</i>)... .. | 159 |



| | |
|--|-----|
| Gambar 3.35 Halaman Home (<i>Back</i> <i>End</i>)... .. | 160 |
| Gambar 3.36 Halaman Input Data Admin (<i>Back</i> <i>End</i>)... .. | 160 |
| Gambar 3.37 Halaman List Data Admin (<i>Back</i> <i>End</i>)... .. | 161 |
| Gambar 3.38 Halaman Input Data Transaksi (<i>Back</i> <i>End</i>)... .. | 161 |
| Gambar 3.39 Halaman List Data Transaksi (<i>Back</i> <i>End</i>)... .. | 162 |
| Gambar 3.40 Halaman Input Data Profil (<i>Back</i> <i>End</i>)... .. | 162 |
| Gambar 3.41 Halaman List Data Profil (<i>Back</i> <i>End</i>)... .. | 163 |
| Gambar 3.42 Halaman List Data Kriteria (<i>Back</i> <i>End</i>)... .. | 163 |
| Gambar 3.43 Halaman List Data Training (<i>Back</i> <i>End</i>)... .. | 164 |
| Gambar 3.44 Halaman List Data Hasil KNN (<i>Back</i> <i>End</i>)... .. | 164 |
| Gambar 3.45 Halaman List Data Hasil SMART (<i>Back</i> <i>End</i>)... .. | 165 |
| Gambar 3.46 Halaman Grafik Perbandingan Metode (<i>Back</i> <i>End</i>)... .. | 165 |

| | |
|---|-----|
| Gambar 4.1 Tabel-tabel pada <i>database</i> spkspinti | 169 |
| Gambar 4.2 <i>Query</i> Tabel admin. | 169 |
| Gambar 4.3 Struktur Tabel admin. | 170 |
| Gambar 4.4 <i>Query</i> Tabel profil.. | 170 |
| Gambar 4.5 Struktur Tabel profil.. | 171 |
| Gambar 4.6 <i>Query</i> Tabel transaksi | 171 |
| Gambar 4.7 Struktur Tabel transaksi | 172 |
| Gambar 4.8 <i>Query</i> Tabel kriteria..... | 172 |
| Gambar 4.9 Struktur Tabel kriteria..... | 173 |
| Gambar 4.10 <i>Query</i> Tabel training | 173 |



| | |
|--------------------------------|-----|
| Gambar 4.11 Struktur Tabel | |
| training | |
| | 174 |
| Gambar 4.12 <i>Query</i> Tabel | |
| transformasi_testing | |
| | 174 |
| Gambar 4.13 Struktur Tabel | |
| transformasi_testing | |
| | 175 |
| Gambar 4.14 <i>Query</i> Tabel | |
| knn_jarak | |
| | 175 |
| Gambar 4.15 Struktur Tabel | |
| knn_jarak | |
| | 176 |
| Gambar 4.16 <i>Query</i> Tabel | |
| smart_total | |
| | 176 |
| Gambar 4.17 Struktur Tabel | |
| smart_total | |
| | 177 |
| Gambar 4.18 <i>Query</i> Tabel | |
| hasil_knn | |
| | 177 |



| | |
|---|-----|
| Gambar 4.19 Struktur Tabel | |
| hasil_knn | |
| | 178 |
| Gambar 4.20 <i>Query</i> Tabel | |
| hasil_smart | |
| | 178 |
| Gambar 4.21 Struktur Tabel | |
| hasil_smart | |
| | 179 |
| Gambar 4.22 <i>Source Code</i> List Data | |
| Transaksi | |
| | 180 |
| Gambar 4.23 List Data | |
| Transaksi | |
| | 180 |
| Gambar 4.24 <i>Source Code</i> List Data Transformasi | |
| Bobot .. | 181 |
| Gambar 4.25 List Data Transformasi | |
| Testing..... | 182 |
| Gambar 4.26 <i>Source Code</i> Menghitung | |
| Jarak .. | 182 |
| Gambar 4.27 List Data | |
| Jarak .. | 183 |

| | |
|--|-----|
| Gambar 4.28 <i>Source Code</i> 5 jarak terdekat | 183 |
| Gambar 4.29 List Data 5 Jarak Terdekat | 184 |
| Gambar 4.30 <i>Source Code</i> List Hasil Kelompok | 184 |
| Gambar 4.31 List Hasil Pengelompokkan | 185 |
| Gambar 4.32 <i>Source Code</i> List Data Transaksi | 186 |
| Gambar 4.33 List Data Transaksi | 186 |
| Gambar 4.34 <i>Source Code</i> List Data Transformasi Bobot. | 187 |
| Gambar 4.35 List Data Transformasi Testing..... | 188 |
| Gambar 4.36 <i>Source Code</i> Menghitung Total .. | 188 |



| | |
|--|-----|
| Gambar 4.37 Total SMART | 189 |
| Gambar 4.38 <i>Source Code</i> menentukan kelas yang sesuai. | 189 |
| Gambar 4.39 Hasil Kelompok Kelas | 190 |
| Gambar 4.40 <i>Source Code</i> List Hasil Kelompok | 190 |
| Gambar 4.41 List Hasil Pengelompokkan | 191 |
| Gambar 4.42 Grafik Hasil KNN .. | 191 |
| Gambar 4.43 Hasil KNN 'baik' | 192 |
| Gambar 4.44 Hasil KNN 'cukup' | 192 |
| Gambar 4.45 Hasil KNN 'kurang' | 192 |




| | |
|---|-----|
| Gambar 4.46 Grafik Hasil SMART | 193 |
| Gambar 4.47 Hasil SMART 'baik' | 193 |
| Gambar 4.48 Hasil SMART 'cukup' | 194 |
| Gambar 4.49 Hasil SMART 'kurang' | 194 |
| Gambar 4.50 Tampilan Halaman Utama | 196 |
| Gambar 4.51 Tampilan Input Data Admin | 196 |
| Gambar 4.52 Tampilan List Data Admin | 197 |
| Gambar 4.53 Tampilan Input Data Transaksi | 197 |
| Gambar 4.54 Tampilan List Data Transaksi | 198 |



| | |
|--------------------------------------|-----|
| Gambar 4.55 Tampilan Input Data | |
| Profil | 198 |
| Gambar 4.56 Tampilan List Data | |
| Profil | 199 |
| Gambar 4.57 Tampilan List Data | |
| Kriteria | |
| | 199 |
| Gambar 4.58 Tampilan List Data | |
| Training | |
| | 200 |
| Gambar 4.59 Tampilan List Data Hasil | |
| KNN | 200 |
| Gambar 4.60 Tampilan List Data Hasil | |
| SMART | |
| | 201 |
| Gambar 4.61 Tampilan Login dan | |
| Logout | 201 |
| Gambar 4.62 Tampilan Grafik | |
| Perbandingan | |
| | 202 |
| Gambar 4.63 Tampilan | |
| <i>SplashScreen</i> | |
| | 202 |



| | |
|---------------------------|-----|
| Gambar 4.64 Tampilan Menu | |
| Utama | 203 |
| Gambar 4.65 Tampilan | |
| Profil | 203 |
| Gambar 4.66 Tampilan Data | |
| Training | |
| | 204 |
| Gambar 4.67 Tampilan Data | |
| Testing..... | 204 |
| Gambar 4.68 Tampilan | |
| Kesimpulan | |
| | 205 |



DAFTAR TABEL


| | |
|---|---------|
| Tabel 2.1 Tabel <i>State Of The Art</i> |17 |
| Tabel 2.2 Komponen <i>Use Case Diagram</i> |33 |
| Tabel 2.3 Komponen <i>Class Diagram</i> |35 |
| Tabel 2.4 Komponen <i>Sequence Diagram</i> |38 |
| Tabel 2.5 Komponen <i>Activity Diagram</i> |40 |
| Tabel 3.1 Konsep Strategi Pemasaran PT. INTI..... |53 |
| Tabel 3.2 Tabel kriteria..... |58 |
| Tabel 3.3 Tabel bobot kriteria..... |58 |
| Tabel 3.4 Tabel <i>data training</i> |60 |
| Tabel 3.5 Tabel transformasi kriteria total_harga_jual data <i>training</i> |61 |
| Tabel 3.6 Tabel transformasi <i>data training</i> |62 |

| | |
|---|----|
| Tabel 3.7 Tabel <i>data testing</i> | 63 |
| Tabel 3.8 Tabel transformasi data <i>testing</i> | 64 |
| Tabel 3.9 Tabel <i>data training</i> dengan jarak..... | 66 |
| Tabel 3.10 Tabel hasil akhir <i>data training yang diuji</i> | 76 |
| Tabel 3.11 Data Kriteria | 78 |
| Tabel 3.12 Data Bobot Alternatif Kriteria | 78 |
| Tabel 3.13 Tabel nilai bobot yang telah dinormalisasi | 80 |
| Tabel 3.14 Tabel data <i>training</i> dengan nilai <i>utility</i> | 80 |
| Tabel 3.15 Tabel data <i>training</i> dengan nilai akhir..... | 84 |
| Tabel 3.16 Data <i>training</i> | 87 |
| Tabel 3.17 Data <i>training</i> hasil perhitungan <i>KNN</i> | 88 |
| Tabel 3.18 Data <i>training</i> hasil perhitungan <i>SMART</i> | 89 |



| | |
|---|-----|
| Tabel 3.19 Data perbandingan hasil kelayakan | |
|90 | |
| Tabel 3.20 Tabel <i>data testing</i> | |
|92 | |
| Tabel 3.21 Tabel transformasi data <i>testing</i> | |
|103 | |
| Tabel 3.22 Hasil Akhir Perhitungan <i>KNN</i> | |
|108 | |
| Tabel 3.23 Hasil Akhir Perhitungan <i>SMART</i> | |
|114 | |
| Tabel 3.24 <i>Functional Requirements</i> | |
| | 121 |
| Tabel 3.25 <i>Use Case</i> Melihat Profil..... | |
| | 127 |
| Tabel 3.26 <i>Use Case</i> Melihat Data Training | |
| | 128 |
| Tabel 3.27 <i>Use Case</i> Menginput Data Testing..... | |
| | 129 |
| Tabel 3.28 <i>Use Case</i> Melihat Kesimpulan | |
| | 130 |
| Tabel 3.29 <i>Use Case</i> Login..... | |
| | 131 |
| Tabel 3.30 <i>Use Case</i> Kelola Data | |
| | 132 |

| | |
|--|-----|
| Tabel 3.31 <i>Use Case</i> Grafik Perbandingan | 134 |
| Tabel 3.32 Tabel admin | 148 |
| Tabel 3.33 Tabel transaksi | 149 |
| Tabel 3.34 Tabel kriteria..... | 150 |
| Tabel 3.35 Tabel transformasi_testing..... | 150 |
| Tabel 3.36 Tabel training..... | 151 |
| Tabel 3.37 Tabel profil | 152 |
| Tabel 3.38 Tabel knn_jarak | 152 |
| Tabel 3.39 Tabel smart_total | 153 |
| Tabel 3.40 Tabel hasil_knn..... | 154 |
| Tabel 3.41 Tabel hasil_smart..... | 154 |
| Tabel 4.1 Uji Halaman Menu Utama | 206 |



| | |
|--|-----|
| Tabel 4.2 Uji Halaman Login | 207 |
| Tabel 4.3 Uji Halaman Input Data Admin..... | 207 |
| Tabel 4.4 Uji Halaman List Data Admin | 208 |
| Tabel 4.5 Uji Halaman Input Data Transaksi | 208 |
| Tabel 4.6 Uji Halaman List Data Transaksi..... | 209 |
| Tabel 4.7 Uji Halaman Input Data Profil..... | 210 |
| Tabel 4.8 Uji Halaman List Data Profil | 210 |
| Tabel 4.9 Uji Halaman List Data Kriteria..... | 211 |
| Tabel 4.10 Uji Halaman List Data Training..... | 211 |
| Tabel 4.11 Uji Halaman List Data KNN | 212 |
| Tabel 4.12 Uji Halaman List Data SMART | 212 |
| Tabel 4.13 Uji Halaman Grafik Perbandingan | 212 |

| | |
|--|-----|
| Tabel 4.14 Uji Halaman Menu Utama | 213 |
| Tabel 4.15 Uji Halaman <i>SplashScreen</i> | 213 |
| Tabel 4.16 Uji Halaman Profil..... | 214 |
| Tabel 4.17 Uji Halaman Data Training..... | 214 |
| Tabel 4.18 Uji Halaman Data Testing | 215 |
| Tabel 4.19 Uji Halaman Kesimpulan..... | 215 |

